






Year Five Optional Home Learning: Autumn 2

OPTIONAL HOME LEARNING: The home learning tasks set out in the grid below are **OPTIONAL**. They are drawn from the topics and areas of study each half term. These tasks are designed to support and extend learning in these areas.

Please send any home learning that has been completed into school. With the practical tasks, if you would like to add a photo or a few sentences in your Home Learning Book to let us know how you found these tasks, please do. Alternatively, you may like to bring the activity/task into school to show your teacher and class. Other tasks can be completed in your Home Learning Book. You can complete these any time within the half term if you wish to do them!

(Tasks completed in the books will be looked at by your teacher on a Monday when the Home Learning books are due to be in school. Your Home Learning Books will be returned to you every Wednesday.)

<u>Science</u>	<u>English</u>	<u>Geography</u>
<p>Research the Scientist Galileo Galilei or Isaac Newton. When were they alive? What did they discover? How are their findings important?</p> 	<p>This term, our writing is based around the fairytale Hansel and Gretel.</p> <p>Can you find out who the original authors were of the story and find another fairytale written by them?</p> <p>Is this new fairytale different to one that you have read before?</p> <p>Make a comic strip telling the story.</p>	<p>In Geography, we will be learning what life is like in the Alps looking at both the physical and human characteristics.</p> <p>Focussing on Innsbruck, please answer the question: How are the Alps different to your local area?</p> <p>You may answer this question in any way you wish, try to make it eye-catching.</p>
<u>Art / DT</u>	<u>Compulsory RE</u>	<u>Spanish</u>
<p>In DT, we will be developing a recipe.</p> <p>As a homework, we would like you to pick another meal and to go through the following:</p> <ol style="list-style-type: none"> 1. Where does your food come from? 2. What will you cook with your family? Do you want to make any changes to the recipe? 3. Cook! What skills did you use? 4. How did it taste? <p>You may show this with simply photos of the dish OR you could place more in your homework book of each stage.</p>	<p><u>Create your own Advent Wreath.</u></p> <p>Do you know why they are circular?</p> <p>What does the green part symbolise?</p> <p>What does each candle symbolise?</p> 	<p>In our first half term, we learnt all about pets in Spanish. Be creative and showcase your learning on this topic <u>in Spanish</u>.</p>  <p>You could do a poster, a comic strip, a conversation or <i>anything!</i> The choice is yours – we are excited to see what you come up with!</p>

