




Year Three Optional Home Learning: Spring 1

OPTIONAL HOME LEARNING: The home learning tasks set out in the grid below are **OPTIONAL**. They are drawn from the topics and areas of study each half term. These tasks are designed to support and extend learning in these areas.

Please send any home learning that has been completed into school. With the practical tasks, if you would like to add a photo or a few sentences in your Home Learning Book to let us know how you found these tasks, please do. Alternatively, you may like to bring the activity/task into school to show your teacher and class. Other tasks can be completed in your Home Learning Book. You can complete these any time within the half term if you wish to do them!

(Tasks completed in the books will be looked at by your teacher on a Monday when the Home Learning books are due to be in school. Your Home Learning Books will be returned to you every Wednesday.)

<p style="text-align: center;"><u>Science</u></p> <p>Can you create your own fossils? What fossils will you make. The link below gives you one way of creating fossils.</p> <p>https://www.littlepassports.com/blog/craft-diy/make-dinosaur-fossils-using-salt-dough/</p> 	<p style="text-align: center;"><u>Topic/ DT</u></p> <p>Design and make your own Roman shield out of card.</p> 	<p style="text-align: center;"><u>Art</u></p> <p>Create an image of the Epiphany with a medium of your choice.</p> 
<p style="text-align: center;"><u>Topic</u></p> <p>Create a glossary of 20-30 Roman related words that we still use today. Use a dictionary or the internet to help you write an accurate definition of each word. Make sure the words are spelled correctly!</p>	<p style="text-align: center;"><u>RE</u></p> <p>To learn the Lord's prayer the Our Father and the Hail Mary.</p> <p>https://www.youtube.com/watch?v=PglEF7mTf2E</p>	<p style="text-align: center;"><u>PSHE</u></p> <p>To learn about your own family. Record a family tree.</p> 